



Issued: July 1, 2008

Manitowoc

SUGGESTED LIST PRICE

Standard Equipment



A Participating
Company in the
ARI 810 and
820 Certification
Programs



ISO 9001:2000
QUALITY SYSTEM
CERTIFIED



America's #1 Selling Ice Machine

MANITOWOC ICE

2110 South 26th Street, P.O. Box 1720 • Manitowoc, WI 54221-1720, USA

Phone: 920-682-0161 • Fax: 920-683-7589

www.manitowocice.com



Table of Contents

Ice Machines	3-6	Dispensers	10
Remote	6	Ice Storage Bins	11
QuietQube® Remotes & Ice Beverage	7-8	Bin Adapters & Deflector Kits	12
Nugget Ice Machines	8-9	Accessories	13-15
Flaker Ice Machines	9		

Warranty - Cube Ice Machine

- 5-year parts-and-labor coverage on S, Q, SQ, QQ and IB-model ice machine evaporators.
- 5-year parts and 3-year labor coverage on S, Q, SQ, QQ and IB-model ice machine compressor.
- 3-year parts-and-labor coverage on all dispensers, storage bins, and ice cube machines.

Warranty - Nugget/Flake Ice Machines

- 2-year parts-and-labor coverage on all components.
NOTE: See Warranty Bond for exclusions.
- Additional 3-year (5-year total) parts coverage on ice machine compressor.

Warranty - SN/SF Series Ice Machine

- 2-year parts-and-labor coverage on all components.
NOTE: See Warranty Bond for exclusions.
- Additional 3-year (5-year total) parts coverage on ice machine compressor.

Warranty - QM Series Ice Machine

- 3-year parts-and-labor coverage on all components.

Warranty - SM Series Ice Machine

- 3-year parts-and-labor coverage on all components.

Ice Styles

- Dice Cube7/8" x 7/8" x 7/8"
- Half Dice Cube3/8" x 1-1/8" x 7/8"
98% ice to water ratio.
- Octagon Shape Cube....1-3/8" X 1-3/8" octagon shape cube (SM50 model). 98% ice to water ratio.
- Nugget Ice.....SoftQube™ texture easy to chew but hard enough to be dispensed. Nugget ice is approximately 3/10" X 3/10" X 1/2".
83% ice to water ratio.
- Flake IceFlake ice is smaller bits of ice.

Prices

Prices are F.O.B. Manitowoc, Wisconsin. All prices and specifications are subject to change without notice.

Terms

Terms are as Company may extend to purchaser.

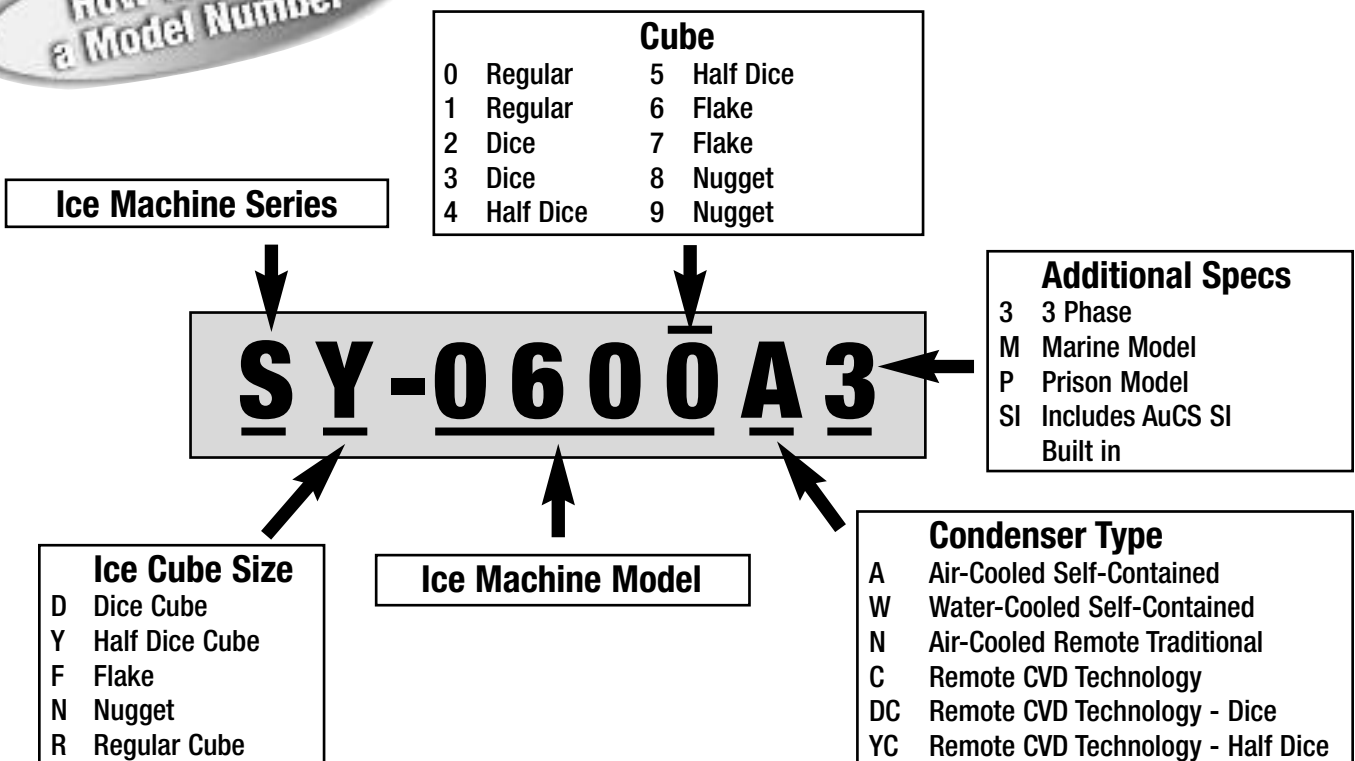
Terms for Parts

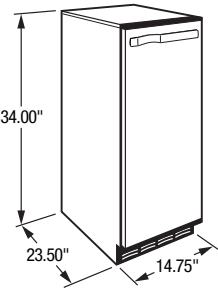
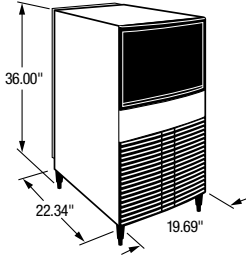
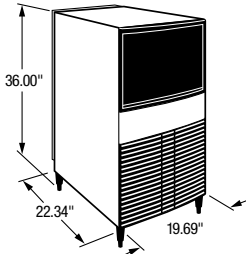
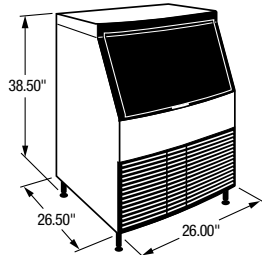
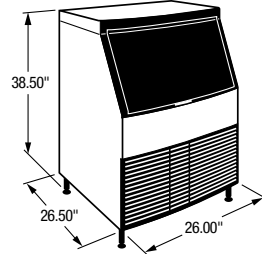
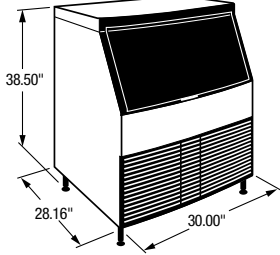
C.O.D. (Deviation on authorization of Credit Department only.)

Returned Parts

Will not serve as an offset for accounting purposes. Credits for returned parts are issued by our Parts Department after inspection of returned defective parts indicates a credit is in order.

How To Read a Model Number



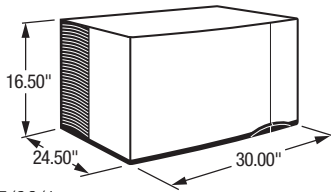
		MODEL	CONDENSER TYPE	CUBE SIZE	SHIPPING WEIGHT	SUGGESTED LIST PRICE-\$
SM-50	*70/50° 53 lbs. daily Stainless Steel Finish Electrical 115/60/1 Includes 6' power cord. NEMA 5-15 plug.	SM-50A	Air Cooled	Standard Octagon	114 lbs.	2,613
		ARI Ice storage capacity 25 lbs., includes AR-2800 water filter, bin light, and delay start ice making. If gravity drain is not available a DRAIN PUMP can be purchased separately and installed inside the machine during installation. Includes 6' power cord with NEMA 5-15P plug. Options and Accessories K-00376 Drain Pump 382 K-00374 AR-2800 replaced filter sold in case of 12 685 000000084 Cleaner in 16 oz. bottle sold in case of 12 162 94-0565-3 Sanitizer in 16 oz. bottle sold in case of 12 172 IMPORTANT NOTE: Do not use standard Manitowoc cleaner PIN 40-1326-3. This cleaner will damage the evaporator and will not be covered under warranty.				
QM30 SERIES	*70/50° 65 lbs. daily Electrical 115/60/1	QM-30A	Air Cooled	Dice	109 lbs.	2,795
	*90/70° 49 lbs. daily 	Ice storage capacity 30 lbs. ARI storage capacity for bins is based on 80% of total volume in cubic feet x 30 lb./ft. ³ average density of ice. Includes 6' power cord with NEMA 5-15P plug.				
QM45 SERIES	*70/50° 95 lbs. daily Electrical 115/60/1	QM-45A	Air Cooled	Dice	114 lbs.	3,133
	*90/70° 65 lbs. daily 	Ice storage capacity 30 lbs. ARI storage capacity for bins is based on 80% of total volume in cubic feet x 30 lb./ft. ³ average density of ice. Includes 6' power cord with NEMA 5-15P plug.				
130 SERIES	*70/50° 130 lbs. daily Electrical 115/60/1	QD-0132A QD-0133W QY-0134A QY-0135W	Air Cooled Water Cooled Air Cooled Water Cooled	Dice Dice Half Dice Half Dice	153 lbs. 153 lbs. 153 lbs. 153 lbs.	3,355 3,355 3,355 3,355
	*90/70° 90 lbs. daily 	208-230/60/1 also available, no upcharge. Ice storage capacity 80 lbs. ARI storage capacity for bins is based on 80% of total volume in cubic feet x 30 lb./ft. ³ average density of ice. Includes 6' power cord with NEMA 5-15P plug.				
210 SERIES	*70/50° 215 lbs. daily Electrical 115/60/1	QD-0212A QD-0213W QY-0214A QY-0215W	Air Cooled Water Cooled Air Cooled Water Cooled	Dice Dice Half Dice Half Dice	157 lbs. 160 lbs. 159 lbs. 159 lbs.	3,770 3,770 3,770 3,770
	*90/70° 155 lbs. daily 	208-230/60/1 also available, no upcharge. Ice storage capacity 80 lbs. ARI storage capacity for bins is based on 80% of total volume in cubic feet x 30 lb./ft. ³ average density of ice. Includes 6' power cord with NEMA 5-15P plug.				
270 SERIES	*70/50° 280 lbs. daily Electrical 115/60/1	QD-0272A QD-0273W QY-0274A QY-0275W	Air Cooled Water Cooled Air Cooled Water Cooled	Dice Dice Half Dice Half Dice	208 lbs. 211 lbs. 209 lbs. 211 lbs.	4,435 4,435 4,435 4,435
	*90/70° 215 lbs. daily 	208-230/60/1 also available, no upcharge. Ice storage capacity 100 lbs. ARI storage capacity for bins is based on 80% of total volume in cubic feet x 30 lb./ft. ³ average density of ice. Includes 6' power cord with NEMA 5-15P plug.				

ICE MACHINE SECTIONS

Air filter standard on self-contained air-cooled ice cube machines.
*Daily ice production based on air-cooled condenser model at air temperature/water temperature.

S-300 SERIES

*70/50°
325 lbs.
daily



*90/70°
255 lbs.
daily

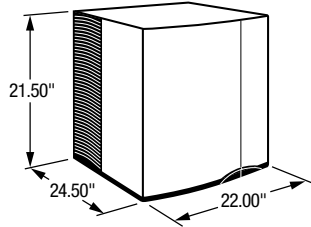
Electrical 115/60/1

MODEL	CONDENSER TYPE	CUBE SIZE	SHIPPING WEIGHT	SUGGESTED LIST PRICE-\$
SD-0302A	Air Cooled	Dice	149 lbs.	3,818
SD-0303W	Water Cooled	Dice	151 lbs.	3,818
SY-0304A	Air Cooled	Half Dice	149 lbs.	3,818
SY-0305W	Water Cooled	Half Dice	151 lbs.	3,818

208-230/60/1 also available, no upcharge. Recommended bin—B-170 or B-400.
For correctional model, add \$175 to list price and "P" suffix to model number.
When installed on an ice or ice beverage dispenser baffle K-00346 is required.
NOT STACKABLE

S-322 SERIES

*70/50°
340 lbs.
daily



*90/70°
250 lbs.
daily

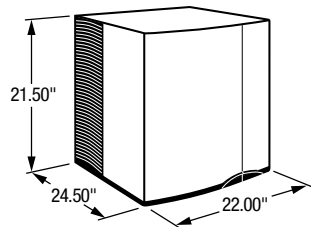
Electrical 115/60/1

SD-0322A	Air Cooled	Dice	150 lbs.	3,973
SD-0323W	Water Cooled	Dice	153 lbs.	3,973
SY-0324A	Air Cooled	Half Dice	152 lbs.	3,973
SY-0325W	Water Cooled	Half Dice	154 lbs.	3,973

208-230/60/1 also available, no upcharge. Recommended bin—B-320 or B-420.
For correctional model, add \$175 to list price and "P" suffix to model number.
When installed on an ice or ice beverage dispenser baffle K-00348 is required.
NOT STACKABLE

S-422 SERIES

*70/50°
460 lbs.
daily



*90/70°
355 lbs.
daily

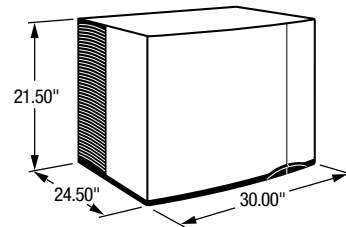
Electrical 115/60/1

SD-0422A	Air Cooled	Dice	170 lbs.	4,227
SD-0423W	Water Cooled	Dice	156 lbs.	4,227
SY-0424A	Air Cooled	Half Dice	156 lbs.	4,227
SY-0425W	Water Cooled	Half Dice	157 lbs.	4,227

208-230/60/1 also available, no upcharge. Recommended bin—B-320 or B-420.
For correctional model, add \$175 to list price and "P" suffix to model number.
When installed on an ice or ice beverage dispenser baffle K-00348 is required.
NOT STACKABLE

S-450 SERIES

*70/50°
460 lbs.
daily



*90/70°
365 lbs.
daily

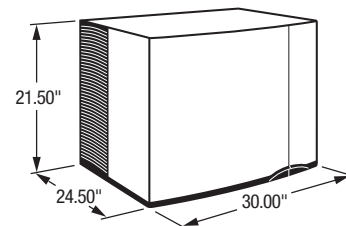
Electrical 115/60/1

SD-0452A	Air Cooled	Dice	167 lbs.	4,227
SD-0453W	Water Cooled	Dice	170 lbs.	4,227
SY-0454A	Air Cooled	Half Dice	170 lbs.	4,227
SY-0455W	Water Cooled	Half Dice	171 lbs.	4,227

Option: AuCS-SI installed inside the machine at the factory. Add - SI to the end of the model number and add \$601 to the list price. 208-230/60/1 also available, no upcharge. Recommended bin—B-400, or B-570. For correctional model, add \$175 to list price and "P" suffix to model number. When installed on an ice or ice beverage dispenser baffle K-00346 is required. **NOT STACKABLE**

S-500 SERIES

*70/50°
560 lbs.
daily



*90/70°
440 lbs.
daily

Electrical 115/60/1

SD-0502A	Air Cooled	Dice	178 lbs.	4,657
SD-0503W	Water Cooled	Dice	180 lbs.	4,657
SD-0592N*	Remote Air ¹	Dice	180 lbs.	4,549
SY-0504A	Air Cooled	Half Dice	180 lbs.	4,657
SY-0505W	Water Cooled	Half Dice	181 lbs.	4,657
SY-0594N*	Remote Air ¹	Half Dice	182 lbs.	4,549

Option: AuCS-SI installed inside the machine at the factory. Add - SI to the end of the model number and add \$601 to the list price. 208-230/60/1 also available, no upcharge. *SD-0592N and SY-0594N are only available in 115/60/1. Recommended bin—B-400 or B-570. For correctional model, add \$175 to list price and "P" suffix to model number. When installed on an ice or ice beverage dispenser baffle K-00346 is required. **NOT STACKABLE** ¹Use JC-0495 remote condenser and RT () R-404A tubing kit.

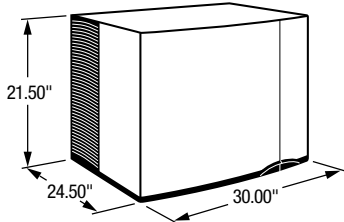
Air filter standard on self-contained air-cooled ice cube machines.

*Daily ice production based on air-cooled condenser model at air temperature/water temperature.

S-600 SERIES

*70/50°
650 lbs.
daily

*90/70°
540 lbs.
daily



Electrical
208-230/60/1

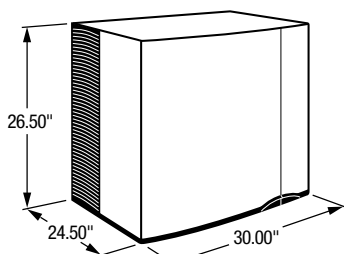
MODEL	CONDENSER TYPE	CUBE SIZE	SHIPPING WEIGHT	SUGGESTED LIST PRICE-\$
SD-0602A	Air Cooled	Dice	207 lbs.	5,279
SD-0603W	Water Cooled	Dice	209 lbs.	5,279
SD-0692N	Remote Air ¹	Dice	207 lbs.	5,174
SY-0604A	Air Cooled	Half Dice	208 lbs.	5,279
SY-0605W	Water Cooled	Half Dice	210 lbs.	5,279
SY-0694N	Remote Air ¹	Half Dice	209 lbs.	5,174

Option: AuCS-SI installed inside the machine at the factory. Add - SI to the end of the model number and add \$601 to the list price. Recommended bin—B-400 or B-570. For correctional model, add \$175 to list price and "P" suffix to model number. Ice Deflector K-00347 required when placed on a B-750, B-1050, B-1100, B-1400, or non-Manitowoc bin. For marine model add \$950 to list price and "M" suffix to model number, marine is water-cooled only. When installed on an ice or ice beverage dispenser baffle K-00346 is required. **NOT STACKABLE** ¹Use JC-0895 remote condenser and RT()JR-404A tubing kit.

S-850 SERIES

*70/50°
940 lbs.
daily

*90/70°
725 lbs.
daily



Electrical
208-230/60/1

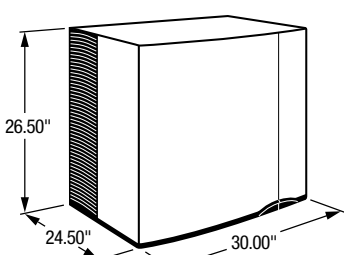
SD-0852A	Air Cooled	Dice	232 lbs.	6,662
SD-0853W	Water Cooled	Dice	232 lbs.	6,662
SD-0892N	Remote Air ¹	Dice	235 lbs.	6,557
SY-0854A	Air Cooled	Half Dice	234 lbs.	6,662
SY-0855W	Water Cooled	Half Dice	234 lbs.	6,662
SY-0894N	Remote Air ¹	Half Dice	240 lbs.	6,557

Option: AuCS-SI installed inside the machine at the factory. Add - SI to the end of the model number and add \$601 to the list price. For 208-230V 3 phase add \$100 to list price and "3" suffix to model number. Recommended bin - B-570 or B-970 (**K-00370 adapter required, order separately) C-730S* (includes K-00023 adapter). Ice Deflector K-00347 required when placed on B-750, B-1050, B-1100, B-1400, or non-Manitowoc bin. For correctional model, add \$175 to list price and "P" suffix to model number. For marine model add \$950 to list price and "M" suffix to model number, marine is water-cooled only. When installed on an ice or ice beverage dispenser baffle K-00346 is required. **NOT STACKABLE** ¹Use JC-0895 remote condenser and RT()JR-404A tubing kit.

S-1000 SERIES

*70/50°
1,050 lbs.
daily

*90/70°
840 lbs.
daily



Electrical
208-230/60/1

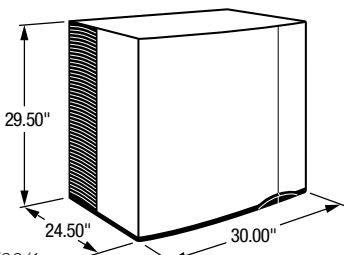
SD-1002A	Air Cooled	Dice	237 lbs.	7,632
SD-1003W	Water Cooled	Dice	241 lbs.	7,632
SD-1092N	Remote Air ¹	Dice	232 lbs.	7,527
SY-1004A	Air Cooled	Half Dice	240 lbs.	7,632
SY-1005W	Water Cooled	Half Dice	241 lbs.	7,632
SY-1094N	Remote Air ¹	Half Dice	238 lbs.	7,527

Option: AuCS-SI installed inside the machine at the factory. Add - SI to the end of the model number and add \$601 to the list price. For 208-230V 3 phase add \$100 to list price and "3" suffix to model number. Recommended bin - B-570, C-730S (includes K-00023 adapter), or B-970 (K-00370 adapter required - must be ordered separately). Ice deflector K-00347 required when placed on B-750, B-1050, B-1100, B-1400, or non-Manitowoc bins. For correctional model, add \$175 to list price and "P" suffix to model number. For marine model add \$950 to list price and "M" suffix to model number, marine is water-cooled only. When installed on an ice or ice beverage dispenser baffle K-00346 is required. **NOT STACKABLE** ¹Use JC-0895 remote condenser and RT()JR-404A tubing kit.

S-1200 SERIES

*70/50°
1,230 lbs.
daily

*90/70°
1,010 lbs.
daily



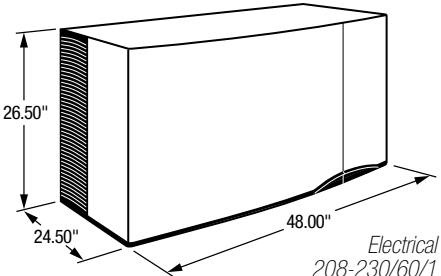
Electrical
208-230/60/1

SD-1202A	Air Cooled	Dice	259 lbs.	8,541
SD-1203W	Water Cooled	Dice	261 lbs.	8,541
SY-1204A	Air Cooled	Half Dice	262 lbs.	8,541
SY-1205W	Water Cooled	Half Dice	263 lbs.	8,541

Option: AuCS-SI installed inside the machine at the factory. Add - SI to the end of the model number and add \$601 to the list price. For 208-230V 3 phase add \$100 to list price and "3" suffix to model number. Recommended bin - B-750, C-730S (includes K-00023 adapter), or B-970 (K-00370 adapter required - must be ordered separately). Ice deflector K-00347 required for B-750, B-1050, B-1100, B-1400, or non-Manitowoc bins. Not available in standard remote. QuietCube remote ONLY. Not available with prison or marine option. When installed on an ice or ice beverage dispenser baffle K-00346 is required. **NOT STACKABLE**

S-1400 SERIES

*70/50° 1,450 lbs. daily *90/70° 1,160 lbs. daily



Electrical
208-230/60/1

SD-1402A	Air Cooled	Dice	292 lbs.	8,618
SD-1403W	Water Cooled	Dice	298 lbs.	8,618
SD-1492N	Remote Air ¹	Dice	293 lbs.	8,513
SY-1404A	Air Cooled	Half Dice	292 lbs.	8,618
SY-1405W	Water Cooled	Half Dice	294 lbs.	8,618
SY-1494N	Remote Air ¹	Half Dice	298 lbs.	8,513

Option: AuCS-SI installed inside the machine at the factory. Add - SI to the end of the model number and add \$601 to the list price. For 208-230V 3 phase add \$100 to list price and "3" suffix to model number. Recommended bin—B-970. Ice deflector K-00349 required for B-1100, B-1400, or non-Manitowoc bin. For correctional model, add \$175 to list price and "P" suffix to model number. For marine model add \$950 to list price and "M" suffix to model number, marine is water-cooled only. **NOT STACKABLE** ¹Use JC-1395 remote condenser and RL()JR-404A tubing kit.

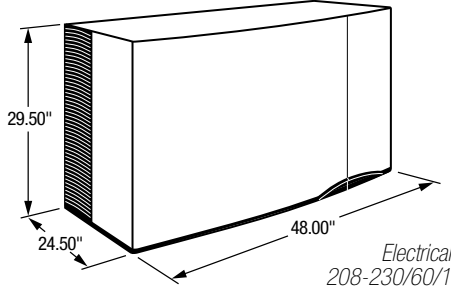
Air filter standard on self-contained air-cooled ice cube machines.
*Daily ice production based on air-cooled condenser model at air temperature/water temperature.

ICE MACHINE SECTIONS

S-1600 SERIES

*70/50°
1,690 lbs. daily

*90/70°
1,370 lbs. daily



MODEL	CONDENSER TYPE	ICE SHAPE	SHIPPING WEIGHT	SUGGESTED LIST PRICE-\$
SD-1602A	Air Cooled	Dice	303 lbs.	11,064
SD-1603W	Water Cooled	Dice	303 lbs.	11,064
SD-1692N	Remote Air ¹	Dice	308 lbs.	10,953
SY-1604A	Air Cooled	Half Dice	303 lbs.	11,064
SY-1605W	Water Cooled	Half Dice	309 lbs.	11,064
SY-1694N	Remote Air ¹	Half Dice	316 lbs.	10,953

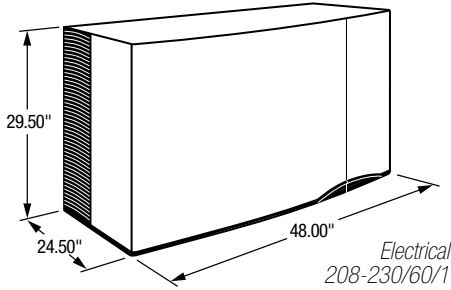
Option: AuCS-SI installed inside the machine at the factory. Add - SI to the end of the model number and add \$601 to the list price. For 208-230V 3 phase add \$100 to list price and "3" suffix to model number. Recommended bin—B-970. Ice deflector K-00349 required for B-1100, B-1400, or non-Manitowoc bin. For correctional model, add \$175 to list price and "P" suffix to model number. For marine model add \$950 to list price and "M" suffix to model number, marine is water-cooled only.

NOT STACKABLE ¹Use JC-1395 remote condenser and RL()R-404A tubing kit.

S-1800 SERIES

*70/50°
1,880 lbs. daily

*90/70°
1,540 lbs. daily



MODEL	CONDENSER TYPE	ICE SHAPE	SHIPPING WEIGHT	SUGGESTED LIST PRICE-\$
SD-1802A	Air Cooled	Dice	317 lbs.	11,301
SD-1803W	Water Cooled	Dice	319 lbs.	11,301
SD-1892N	Remote Air ¹	Dice	324 lbs.	11,197
SY-1804A	Air Cooled	Half Dice	321 lbs.	11,301
SY-1805W	Water Cooled	Half Dice	322 lbs.	11,301
SY-1894N	Remote Air ¹	Half Dice	330 lbs.	11,197

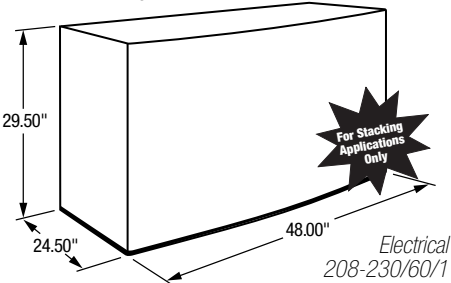
Option: AuCS-SI installed inside the machine at the factory. Add - SI to the end of the model number and add \$601 to the list price. For 208-230V 3 phase add \$100 to list price and "3" suffix to model number. Recommended bin—B-970. Ice deflector K-00349 required for B-1100, B-1400, or non-Manitowoc bin. For correctional model, add \$175 to list price and "P" suffix to model number. For marine model add \$950 to list price and "M" suffix to model number, marine is water-cooled only.

NOT STACKABLE ¹Use JC-1395 remote condenser and RL()R-404A tubing kit.

Q-1800 STACKABLE

*70/50°
1,840 lbs. daily

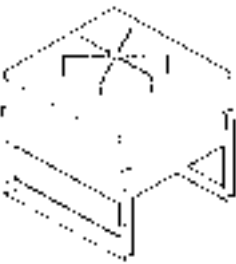
*90/70°
1,670 lbs. daily



QY-1805S	Water Cooled	Half Dice	326 lbs.	11,753
QY-1894S	Remote Air ¹	Half Dice	331 lbs.	11,646

For 208-230V 3 phase add \$100 to list price and "3" suffix to model number. Ice deflector K-00139 required for B-1100, B-1400, or non-Manitowoc bin. ¹Use JC-1895 remote condenser and RL()R-404A tubing kit. Half-dice only. See page 15 for Stacking Kit and Relay kits.

Air filter standard on self-contained air-cooled ice cube machines.
*Daily ice production based on air-cooled condenser model at air temperature/water temperature.



STANDARD REMOTE AIR-COOLED CONDENSER

MODEL	FOR USE WITH REMOTE ICE MACHINE	SHIPPING WEIGHT	SUGGESTED LIST PRICE-\$
JC-0495	S-500, SN-650, and SF-600 Series	80 lbs.	1,048
JC-0895	S-600, S-850, and S-1000 Series	78 lbs.	1,311
JC-1395	S-1400, S-1600, and S-1800 Series	91 lbs.	1,369
JC-1895	Q-1800 Series Stackable only.	106 lbs.	2,017

NOTE: For coated condenser coils, add \$200 to list price. This option is recommended for high salt spray environments. Must be requested at time of order.

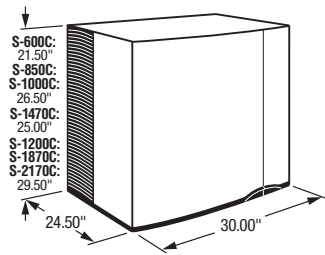
STANDARD REMOTE TUBING KITS & ACCESSORIES

KIT	FOR USE WITH SERIES	TUBING LENGTH	SHIPPING WEIGHT	SUGGESTED LIST PRICE-\$
RT-20-R-404A	S-500, 600, 850, 1000 - Precharged	20 ft.	10 lbs.	277
RT-35-R-404A	S-500, 600, 850, 1000 - Precharged	35 ft.	15 lbs.	341
RT-50-R-404A	S-500, 600, 850, 1000 - Precharged	50 ft.	22 lbs.	410
RL-20-R-404A	S-1400, 1600, 1800 - Precharged	20 ft.	11 lbs.	277
RL-35-R-404A	S-1400, 1600, 1800 - Precharged	35 ft.	17 lbs.	346
RL-50-R-404A	S-1400, 1600, 1800 - Precharged	50 ft.	23 lbs.	425
RM-20-R-404A	SN-650, SF-600 - Precharged	20 ft.	9 lbs.	277
RM-35-R-404A	SN-650, SF-600 - Precharged	35 ft.	15 lbs.	341
RM-50-R-404A	SN-650, SF-600 - Precharged	50 ft.	22 lbs.	410
ACCESSORY				
K-00129	Remote Coupling Kit needed for non-Manitowoc tubing		2 lbs.	104

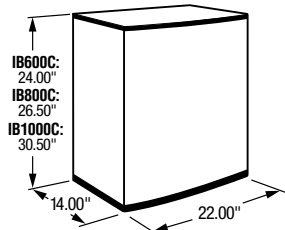
NOTE: Manitowoc remote systems are only approved and warranted as a complete new package. Replacing an ice machine with a S-remote model requires a NEW condenser and line set. Use of a new multi-circuited condenser is approved when sized and installed as outlined in Manitowoc Product Information. Rack system applications are not approved.



QUIETQUBE® ICE MACHINES



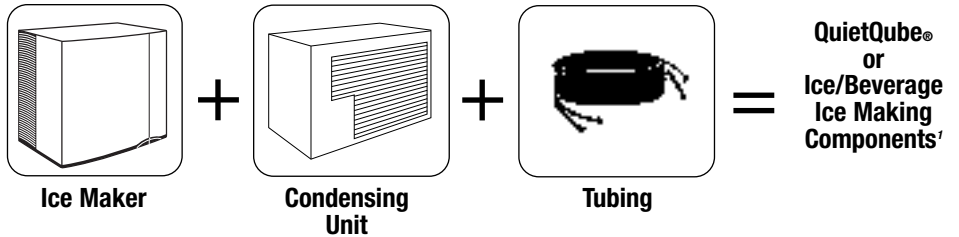
ICE BEV ICE MACHINES



QUIETQUBE® ICE MACHINES

MODEL	ELECTRIC	CUBE SIZE	SHIPPING WEIGHT	SUGGESTED LIST PRICE-\$
SD-0672C	115/60/1	Dice	152 lbs.	4,716
SY-0674C	115/60/1	Half-Dice	155 lbs.	4,716
SD-0872C	115/60/1	Dice	171 lbs.	6,119
SY-0874C	115/60/1	Half-Dice	174 lbs.	6,119
SD-1072C	115/60/1	Dice	176 lbs.	6,907
SY-1074C	115/60/1	Half-Dice	180 lbs.	6,907
SD-1272C	115/60/1	Dice	190 lbs.	7,399
SY-1274C	115/60/1	Half-Dice	195 lbs.	7,399
SD-1472C	115/60/1	Dice	174 lbs.	7,690
SY-1474C	115/60/1	Half-Dice	179 lbs.	7,690
SD-1872C	115/60/1	Dice	210 lbs.	9,813
SY-1874C	115/60/1	Half-Dice	210 lbs.	9,813
SD-2172C	115/60/1	Dice	210 lbs.	9,998
SY-2174C	115/60/1	Half-Dice	210 lbs.	9,998
IB-0622DC	115/60/1	Dice	122 lbs.	5,477
IB-0624YC	115/60/1	Half-Dice	122 lbs.	5,477
IB-0822DC	115/60/1	Dice	130 lbs.	6,494
IB-0824YC	115/60/1	Half-Dice	131 lbs.	6,494
IB-1022DC	115/60/1	Dice	148 lbs.	7,316
IB-1024YC	115/60/1	Half-Dice	148 lbs.	7,316

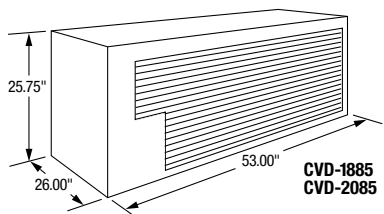
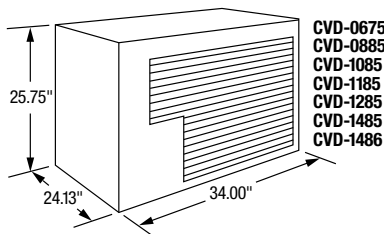
Ice deflector K-00383 required for two S-1470, S-1870 or S-2170 units side by side. Single S-1470, S-1870 or S-2170 requires K-00385 when installing on B-970 ice storage bin or K-00382 when installing on non-Manitowoc bin. Single S-1470, S-1870 or S-2170 requires K-00386 when installing on C-730 ice storage bin. Kit not to be used when installing on ice dispenser. S-600C, S-850C, S-1000C and S-1200C require ice deflector K-00347 for B-750, B-1050, B-1100, B-1400, or non-Manitowoc bins.



NOTE: Manitowoc remote systems are only approved and warranted as a complete new package. Replacing an ice machine with a S or Q-remote model requires a NEW condenser and line set. Only Manitowoc CVD condensing units are approved with QQ and IB Series machines.

¹Ice dispenser or storage bin with appropriate adapter also required. Order all separately. NOTE: K-00336 dispenser thermostat kit optional. Recommended for high humidity location to reduce equipment sweating. Included with IB ice machines.

CONDENSING UNITS



CONDENSING UNITS

MODEL	CONDENSER TYPE	FOR USE WITH	SUGGESTED WEIGHT	LIST PRICE-\$
CVD-0675	Air-cooled	S-600, IB-600	201 lbs.	2,054
CVD-0885	Air-cooled	IB-800, S-850	206 lbs.	2,175
CVD-1085	Air-cooled	S-1000	206 lbs.	2,438
CVD-1185	Air-cooled	IB-1000	208 lbs.	2,438
CVD-1285	Air-cooled	S-1200	210 lbs.	2,438
CVD-1485	Air-cooled	S-1470C	190	2,564
CVD-1486'	Water-cooled	S-1470C	190	2,612
CVD-1885	Air-cooled	S-1870C	273	3,329
CVD-2085	Air-cooled	S-2170C	313	5,441

¹If water system is over 150PSIG order the high pressure valve option (CVD-1486WHP), add \$620 to the list price. High pressure valve maximum PSIG is 350. Electric: 208-230/60/1; 208-230/60/3 available.

NOTE: For coated condenser coils, add **\$200** to list price. This option is recommended for high salt spray environments. Must be requested at time of order.

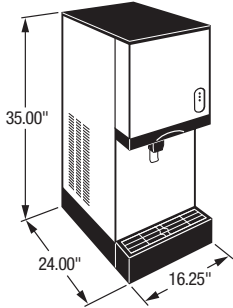
QUIETQUBE & IB REMOTE TUBING KITS AND ACCESSORIES

KIT	DESCRIPTION	SHIPPING WEIGHT	SUGGESTED LIST PRICE-\$
K-00166	"S" Trap kit for CVD-1285, 1485, 1486, 1885 and 2075 condensing units with line set rise over 20'.	1 lbs.	55
K-00172	"S" Trap kit for CVD-0675, 0885, and 1085 condensing units with line set rise over 20'.	1 lbs.	55
RC-20	20' tubing length for CVD-1185, 1285, 1485, 1486, 1885, and 2075 condensing units. Not precharged.	14 lbs.	191
RC-21	20' tubing length for CVD-0675, 0885, 1085, RFC-0985 and RFC-1285 condensing units. Not precharged.	12 lbs.	165
RC-23	20' tubing length for CVD-2085 condensing units. Not precharged.	20 lbs.	260
RC-30	30' tubing length for CVD-1185, 1285, 1485, 1486, 1885, and 2075 condensing units. Not precharged.	20 lbs.	282
RC-31	30' tubing length for CVD-0675, 0885, 1085, RFC-0985 and RFC-1285 condensing units. Not precharged.	17 lbs.	245
RC-33	30' tubing length for CVD-2085 condensing units. Not precharged.	27 lbs.	472
RC-50	50' tubing length for CVD-1185, 1285, 1485, 1486, 1885, and 2075 condensing units. Not precharged.	31 lbs.	468
RC-51	50' tubing length for CVD-0675, 0885, 1085, RFC-0985 and RFC-1285 condensing units. Not precharged.	27 lbs.	399
RC-53	50' tubing length for CVD-2085 condensing units. Not precharged.	45 lbs.	775

***IB Adapter For Cornelius Dispenser: Ordered and shipped from Manitowoc Ice**

KIT	DESCRIPTION	SHIPPING WEIGHT	SUGGESTED LIST PRICE-\$
K-00340	For 22" wide Enduro 150 for McDonald's ABS unit	26 lbs.	698
K-00341	24.5" Enduro 175	27 lbs.	795
K-00342	30" Enduro 200/250	31 lbs.	902
K-00343	44" Enduro 300	48 lbs.	1,074

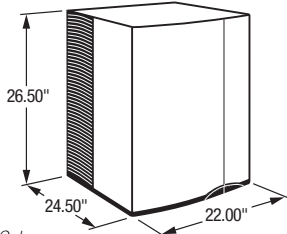
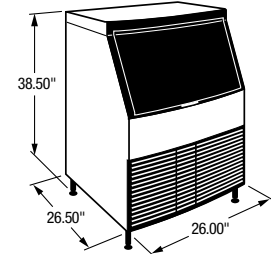
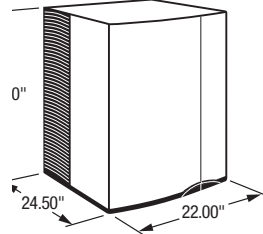
*For use with IB units only.

	MODEL	CONDENSER TYPE	ICE SHAPE	SHIPPING WEIGHT	SUGGESTED LIST PRICE-\$
<p>SN-12</p> <p>*70/50° 325 lbs. daily</p>  <p>Electrical 115/60/1</p>	SN-12A	Air Cooled	Nugget Ice	162 lbs.	6,103
	SN-12AT	Air Cooled	Nugget Ice	162 lbs.	6,319
<p>Note Dispensing Type: SN-12A model is lever activated and the SN-12AT is sensor activated. 3 dispensing options: ice, water, and ice/water together. Bin capacity is 12 lbs. Legs sold separately. Use cleaner (00000084) only with this model. Cannot use with AuCS cleaning system.</p>					

KIT	DESCRIPTION	ELECTRICAL	SHIPPING WEIGHT	SUGGESTED LIST PRICE-\$
K-00377	Kit to convert SN-12 from lever activated to touchless sensing dispensing option	115/60/1	3 lbs.	295
K-00345	Leg kit for SN-12 (Adjustable: 4.5" to 6.5")	—	3 lbs.	83

Air filter standard on self-contained air-cooled ice cube machines.

*Daily ice production based on air-cooled condenser model at air temperature/water temperature.

		MODEL	CONDENSER TYPE	ICE SHAPE	SHIPPING WEIGHT	SUGGESTED LIST PRICE-\$	
SN-450 SERIES		*70/50° 477 lbs. daily	SN-0458A SN-0459W	Air Cooled Water Cooled	Nugget Ice Nugget Ice	143 lbs. 151 lbs.	5,565 5,565
		*90/70° 361 lbs. daily	<p>NOT STACKABLE Use cleaner (000000084) only with this model. All dispenser manufacturers require a nugget ice adaptor kit. Contact the dispenser manufacturer for the kit that fits your application. Cannot use on SPA/SFA dispensers or with AuCS cleaning system.</p>				
Q-400 SERIES		*70/50° 395 lbs. daily	QF-0406A	Air Cooled	Flake Ice	183 lbs.	6,223
		*90/70° 300 lbs. daily	<p>Ice storage capacity 80 lbs. Pre-wired with 6' power cord and NEMA 5-15P plug. Cannot use with AuCS cleaning system.</p>				
SF-400 SERIES		*70/50° 428 lbs. daily	SF-0406A SF-0407W	Air Cooled Water Cooled	Flake Ice Flake Ice	180 lbs. 180 lbs.	5,312 5,312
		*90/70° 331 lbs. daily	<p>NOT STACKABLE Use cleaner (000000084) only with this model. Cannot use on SPA/SFA dispensers or with AuCS cleaning system.</p>				

NUGGET MACHINES

FLAKER MACHINES

Air filter standard on self-contained air-cooled nugget flake ice machines.
***Daily ice production based on air-cooled condenser model at air temperature/water temperature.**

DISPENSERS

SFA-191

SFA-291

SPA-160

SPA-310

MODEL

DESCRIPTION

SHIPPING WEIGHT

SUGGESTED LIST PRICE-\$

54.00"
Electrical 115/60/1
31.00"
22.00"

SFA-191

120 Lb. storage, floor standing dispenser with water valve.

167 lbs.

5,026

Stainless wrap exterior. Patented "Push for Ice" rocking chute dispense mechanism. Stainless Steel legs included. Accepts single 22" Dice or Half Dice size ice machine. Height includes legs set at 6.00". Legs adjust from 6.00" to 7.50". 208-230/60/1 also available. S-22" requires K-00348 baffle (included with dispenser).

60.50"
Electrical 115/60/1
32.00"
30.00"

SFA-291

180 Lb. storage, floor standing dispenser with water valve.

214 lbs.

5,922

Stainless wrap exterior. Patented "Push for Ice" rocking chute dispense mechanism. Stainless Steel legs included. Accepts single 22" or 30" Dice or Half Dice size ice machine except Series 1000 and 1200. S30" requires K-00346 baffle (included with dispenser). S 22" machines require K-00365 bin adapter and S22" also requires K-00348 baffle (order separately). Height includes legs set at 6.00". Legs adjust from 6.00" to 7.50". 208-230/60/1 also available.

54.00"
Electrical 115/60/1
31.00"
22.00"

SPA-160
Push for Ice

120 Lb. storage, floor standing dispenser.

166 lbs.

4,269**SRA-164**
Room card

120 Lb. storage, floor standing dispenser.

171 lbs.

4,397**SCA-163**
Coin operated25-cent coin only.
120 Lb. storage, floor standing dispenser.

168 lbs.

5,351

Stainless wrap exterior. Patented "Push for Ice" rocking chute dispense mechanism. Stainless Steel legs included. Accepts single 22" Dice or Half Dice size ice machine (order separately). Height includes legs set at 6.00". Legs adjust from 6.00" to 7.50". 208-230/60/1 also available. S22" requires K-00348 baffle (included with dispenser).

60.50"
Electrical 115/60/1
32.00"
30.00"

SPA-310
Push for Ice

180 Lb. storage, floor standing dispenser.

210 lbs.

5,031**SRA-340**
Room card

180 Lb. storage, floor standing dispenser.

216 lbs.

5,171**SCA-330**
Coin operated25-cent coin only.
180 Lb. storage, floor standing dispenser.

215 lbs.

6,108

Stainless wrap exterior. Patented "Push for Ice" rocking chute dispense mechanism. Stainless Steel legs included. Accepts single 22" or 30" Dice or Half Dice size ice machine except Series S-1000 and S-1200. S30" requires K-00346 baffle (included with dispenser). S 22" machines require K-00365 bin adapter and S22" also requires K-00348 baffle (order separately). Height includes legs set at 6.00". Legs adjust from 6.00" to 7.50". 208-230/60/1 also available.

Manitowoc dispensers are ADA approved: 41" dispensing height. Proper height for wheelchair access.

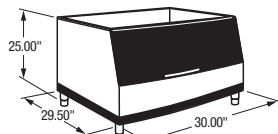
Miscellaneous

KIT	DESCRIPTION	SHIPPING WEIGHT	SUGGESTED LIST PRICE-\$
K-00364	DISPENSER THERMOSTAT KIT - For use on dispensers only. Reduces ice machine overflow and condensation problems in high humidity locations. Includes universal mounting bracket.	2 lbs.	241
K-00210	DISPENSER BAFFLE - required for 30" Q-Series Manitowoc ice machine on non-Manitowoc and Q-dispensers. (Q-dispensers include this adapter.)	3 lbs.	54
K-00346	DISPENSER BAFFLE - required for 30" S-Series Manitowoc ice machine on non-Manitowoc and Q-dispensers. (S-dispensers include this adapter.) NOT required for S-1470, S-1870 and S-2170.	3 lbs.	54
K-00348	DISPENSER BAFFLE - required for 22" S-Series Manitowoc ice machine on non-Manitowoc and Q-dispensers. (S-dispensers include this adapter.)	3 lbs.	59
K-00336	ELECTRONIC BIN THERMOSTAT - for IB dispenser or QF-400 flake ice machines using Ro/DI water. Included on all IB ice machines.	2 lbs.	246

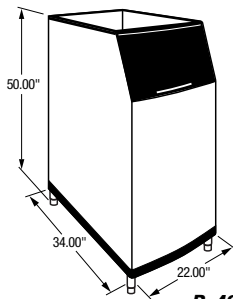
10

ICE STORAGE BINS

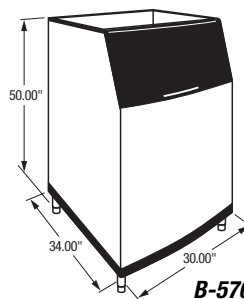
B-Style



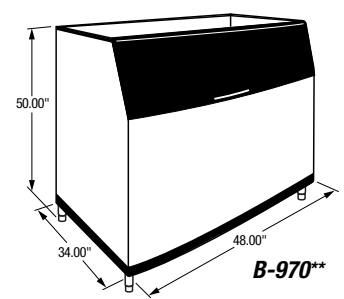
B-170



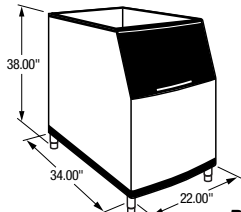
B-420



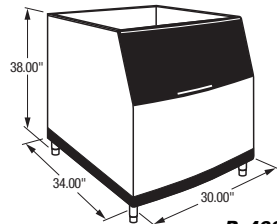
B-570



B-970**



B-320



B-400

NOTE: The calculation used to determine actual ice storage capacity varies among manufacturers, most use the ARI standard. When the ARI standard is not referenced, use cubic feet capacity for accurate comparison between manufacturer's models.

MODEL	STORAGE CAPACITY*		SHIPPING WEIGHT-LBS.	SUGGESTED LIST PRICE-\$
	ARI/LBS.	CU. FT.		
B-170	150	6.1	68	1,117
B-320	210	8.9	84	1,326
B-400	290	12.3	98	1,418
B-420	310	12.9	104	1,418
B-570	430	17.9	122	1,589
B-970**	710	29.7	168	2,244

One set of stainless steel legs included in bin price for B-Series bin.
Height includes bin legs set at 6.00". Legs adjust from 6.00" to 7.75".

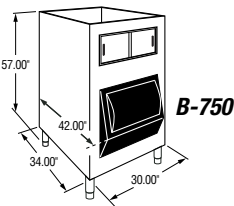
*ARI storage capacity for bins is based on 80% of total volume in cubic feet x 30 lb./ft.³ average density of ice.

** Previous C-950 bin requires K-00119 bin deflector when using S-22", S-30", or S-48".

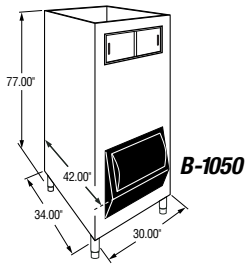
Use K-00385 ice deflector with S-1470C, S-1870C or S-2170C on B-970 Bin.

B-Style **LARGE CAPACITY**

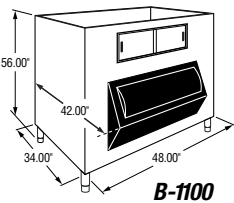
For use with Manitowoc ice machines only. One-piece polyethylene interior liner. Bin top cut to mount either 30" or 48" ice machines. Specify 30" or 48" in model number. Note side by side on bin order with B-1400-30-2.



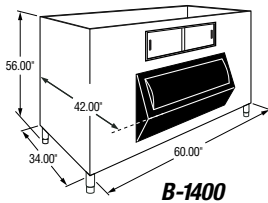
B-750



B-1050



B-1100



B-1400

MODEL	STORAGE CAPACITY*		SHIPPING WEIGHT-LBS.	SUGGESTED LIST PRICE-\$
	NOMINAL LBS.	CU. FT.		
B-750	748	23.7	234	4,478
B-1050	1,053	33.4	283	4,992
B-1100	1,114	35.4	280	4,434
B-1400	1,416	44.9	340	5,115
B-1400-30-2	1,416	44.9	352	5,115

One set of stainless steel legs included in bin price.
Height includes bin legs set at 6.00". Legs adjust from 6.00" to 7.50".

*Storage capacity for bins is based on 90% of total volume in cubic feet x 30 lb./ft.³ average density of ice.

Ice deflector K-00383 required for two S-1470, S-1870 or S-2170 units side by side. Single S-1470, S-1870 or S-2170 requires K-00382 when installing on non-Manitowoc bin. Kit not to be used when installing on ice dispenser. S-600C, S-850C, S-1000C and S-1200C require ice deflector K-00347 for B-750, B-1050, B-1100, B-1400, or non-Manitowoc bins.

C-Style

Stainless steel exterior metal is same material used for S-Model ice machines. Bin door, although rectangular, is gray ABS to match S-Model ice machine trim color. Bin leg is bullet design, adjustable from 6.00" to 7.00".

MODEL	STORAGE CAPACITY**		SHIPPING WEIGHT-LBS.	SUGGESTED LIST PRICE-\$
	ARI/LBS.	CU. FT.		
C-730S*	560	23.3	155	2,094

One set of nickel plated brushed legs included in bin price.
Height includes bin legs set at 6.00". Legs adjust from 6.00" to 7.00".

* Includes K-00023 adapter to mount 30" ice machine to bin.

** ARI storage capacity for bins is based on 80% of total volume in cubic feet x 30 lb./ft.³ average density of ice.

Use K-00386 ice deflector with S-1470C, S-1870C or S-2170 on C-730 Bin.

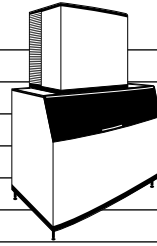
Marine Bins

MODEL	DIMENSIONS W x D x H	STORAGE CAPACITY	SUGGESTED LIST PRICE-\$
MB-2238	22" x 34" x 38"	243 lbs	7,212
MB-3038	30" x 34" x 38"	332 lbs	8,220
MB-3044	30" x 34" x 44"	397 lbs	8,942
MB-4844	48" x 34" x 44"	672 lbs	10,096
MB-5244	52" x 34" x 44"	733 lbs	11,538

Outer and inner cabinet - 18 ga 304 stainless, cove corners in liner, stainless steel 6" flanged legs. Stainless steel ice scoop, 1-year warranty - material and workmanship.

BIN ADAPTER & ICE DEFLECTOR KITS

KIT	ADAPTION	SHIPPING WEIGHT	SUGGESTED LIST PRICE-\$
K-00105	22" B, J, S, SN, SF, Q, QC or QF Ice Machine to C-470S Bin. Not for IB	5 lbs.	107
K-00365	22" Q, S, SN/SF, QC or QF Ice Machine to 30" S and B Bins. Not for IB	8 lbs.	139
K-00365	22" Q or S Ice Machine to 30" S Dispenser. Not for IB	8 lbs.	139
K-00195	22" IB Series to 22" B/S-320 or B/S-420 Bin or SPA-160	10 lbs.	241
K-00196	22" IB Series to B/S-170, 400 or 570 Bin or SPA-310 or SFA-291	15 lbs.	241
K-00368	22" Q, S, SN/SF, QC or QF Ice Machine to B/S-970 Bin. Not for IB	18 lbs.	226
K-00371	Two SN, SF, QC, QF to B/S-970 Bin (water-cooled or QuietQube only)	8 lbs.	193
K-00370	30" Q or S Ice Machine to 48" B-970 Bin. No weight limit	34 lbs.	311
K-00369	30" Q or S Ice Machine to 48" B-970 Bin. Weight limit 180 lbs. maximum (Models 280, 300, 450, 500 only.)	13 lbs.	236
K-00156	30" Q or S Ice Machine to C-900 or C-950 Bin – includes ice deflector	14 lbs.	241
K-00157	30" Q or S Ice Machine to C-970 Bin	10 lbs.	241
K-00170	Ice deflector required on Manitowoc B-750, B-1050, B-1100, B-1400 bins or Non-Manitowoc bins for all Q-600, Q-800 and Q-1000 Series.	6 lbs.	129
K-00139	Ice deflector Required for Q-1800 on B-750, B-1050, B-1100, B-1400 or non-Manitowoc bin	8 lbs.	134
K-00119	Ice deflector Required for Q-1800, S-1400, S-1600, or S-1800 on C-900 and C-950 Bin	8 lbs.	107
K-00211	Ice deflector for Q-Dual on Non-Manitowoc or B-750, B-1050, B-1100, B-1400 bins	11 lbs.	129
K-00382	Ice deflector for S-1470C, S-1870C or S-2170C on non-Manitowoc or B-750, B-1050, B-1100, B-1400 bins	8 lbs.	129
K-00383	Ice deflectors for two S-1470C, S-1870C or S-2170C units side by side on B-1400 or non-Manitowoc bins	18 lbs.	215
K-00385	Adaptor and ice deflector for S-1470C, S-1870C or S-2170C on B-970. Before installation remove deflector in B-970 bin prior to installing K-00385.	32 lbs.	387
K-00386	Adaptor and ice deflector for S-1470C, S-1870C or S-2170C on C730 bin.	7 lbs.	206
K-00347	Ice deflector for 30" S-ice machine on non-Manitowoc or B-750, B-1050, B-1100, B-1400 bins	6 lbs.	129
K-00349	Ice deflector for 48" S-ice machine on non-Manitowoc B-1100, B-1400 bins	12 lbs.	151



BIN ADAPTERS

BIN ADAPTERS & ICE DEFLECTOR KITS FOR CURRENT MODELS

ICE MACHINE

	S-300	S-320 ³ & S-420 ³	S-450 ⁴ & S-500	S-600 ⁴	S-850 ⁵ , S-1000 ⁵ & S-1200 ⁵	S-1400, S-1600 & S-1800 ⁵	Q1800 Stackable	S-600C ⁶ , S-800C ⁶ , S-1200C ⁶ , S-1000C ⁶	S-1470C ⁷ , S-1870C, S-2170C ^{7,8}	IB-600, IB-800 & IB-1000	SN-450, 650, 950 SF-400, 600, 900	SN-1250 SF-1200
B-170		K-00365			N/A	N/A	N/A	N/A	N/A	K-00196	K-00365	
B-320	N/A		N/A	N/A	N/A	N/A	N/A	N/A	N/A	K-00195		N/A
B-400		K-00365				N/A	N/A		N/A	K-00196	K-00365	
B-420	N/A		N/A	N/A	N/A	N/A	N/A	N/A	N/A	K-00195		N/A
B-570		K-00365				N/A	N/A			K-00196	K-00365	
C-730 ⁹		K-00117				N/A	N/A		K-00386	N/A	K-00117	
C900/950	K-00156	N/A	K-00156	K-00156	K-00156	K00119	K-00119	K-00156	N/A	N/A	N/A	N/A
C-970	K-00157	N/A	K-00157	K-00157	K-00157			K-00157	N/A	N/A	N/A	K-00157
B-970	K-00369	K00368	K-00369	K-00370	K-00370			K-00369	K-00385	N/A	K-00368	K-00370
B-750	K-00347	N/A	K-00347	K-00347	K-00347	N/A	N/A	K-00347	K-00382	N/A	N/A	
B-1050	K-00347	N/A	K-00347	K-00347	K-00347	N/A	N/A	K-00347	K-00382	N/A	N/A	N/A
B-1100-30	K-00347	N/A	K-00347	K-00347	K-00347	N/A	N/A	K-00347	K-00382	N/A	N/A	
B-1100-48	N/A	N/A	N/A	N/A	N/A	K-00349	K-00139	N/A	N/A	N/A	N/A	N/A
B-1400-30	K-00347	N/A	K-00347	K-00347	K-00347	N/A	N/A	K-00347	K-00382	N/A	N/A	
B-1400-48	N/A	N/A	N/A	N/A	N/A	K-00349	K-00139	N/A	N/A	N/A	N/A	N/A
SPA-160	N/A		N/A	N/A	N/A	N/A	N/A	N/A	N/A	K-00195	N/A	N/A
SPA-310		K-00365							N/A	K-00196	N/A	N/A
Non-Manitowoc Dispensers	K-00346	K-00348	K-00346	K-00346	K-00346	N/A	N/A	K-00346	N/A	N/A	N/A	N/A

¹ K-00382 ice deflector for S-1470C, S-1870C or S-2170C on non-Manitowoc bin.

² The K-00023 bin adapter is shipped with the C-730 bin.

³ When putting two 22" units on S-970 bin use K-00371 – water-cooled or CVD remote only.

⁴ When installing 30" S single evaporator machine on non-Manitowoc bin K-00347 deflector is required.

⁵ When installing 48" S single evaporator machine on non-Manitowoc bin K-00349 deflector is required.

⁶ When installing 30" S single evaporator machine on non-Manitowoc bin K-00347 deflector is required.

⁷ K-00383 for use with two S-1470C, S-1870C, or S-2170C units side by side on B-1400.

Note: Shaded area indicates NOT a product application.

Refer to separate Accessory List Price Schedule for list prices and shipping weights



B-model bin leg



LEGS & CASTERS	
MODEL	DESCRIPTION
K-00063	2.5" Casters. For use with Series 130, 210, 270, QF400 and B-170 bin. Non-locking.
K-00153	4.625" Adjustable Flange Foot - stainless steel
K-00176	4" leg for QM30 or QM45 - black painted
K-00215	QM Series leveler legs, adjusts from .5" to 1.25" – 1/2-13 thread
K-00137	6" Adjustable Flange Foot - stainless steel for S and B Series bins
K-00151	6" Adjustable Flange Foot - gray painted for S-Series bins
K-00145	6" Adjustable Secured Flange Foot - stainless steel
K-00144	12" Adjustable Flange Foot - stainless steel. Can use with undercounter machines and B170 and B400 Bin. Not for use with 22" unit, stacked units, dispensers, or the QM series.
K-00138	Adjustable Caster Legs, 7.625" - 8.625" - stainless steel. Not for use with 22" unit, or any stacked units, dispensers or QM's. 2-locking casters and 2 non-locking per set.
K-00350	6" Adjustable Legs - stainless steel standard on B-Series bins.
K-00345	Leg kit for SM-50 & SN12/20 series ice machines.

CONVENIENT ICE BAGGER	
KIT	DESCRIPTION
K-00146	Ice bagger assembly, includes bagger, B-Model bin adapter, and 250 bags and ties. Stainless steel finish.
REPLACEMENT BAGS/TIES	
K-00068	Bag Kit - includes 1,000 bags (4 wickets of 250) and ties.



AuCS-SI

AuCS [®] AUTOMATIC CLEANING SYSTEM	
MODEL	DESCRIPTION
AuCS-A	Automatic Cleaning System Accessory for ice machine Series Q-280 through Q-1800, and Q-Dual. Not available for the QM Series, Q130, Q210, Q270 or with flake and nugget ice machines. This model uses bottles 94-0546-3 and 94-0565-3.
AuCS-SI	Automatic Cleaning System Accessory for ice machine Series S-450, S-500, S-600, S-850, S-1000, S-1200, S-1400, S-1600 and S-1800 only. This option is installed inside of the machine and works with bottle part number 40-1326-3 and 40-1327-3. Empty bottles are included with the accessory and can be filled with gallon container 94-0580-3 and 94-0581-3. Power to the AuCS is supplied by the machine. When ordering indicate electrical requirements; 115 volt 60 Hz – AuCS-SI-161 and 230 volt 50/60 Hz – AuCS-SI-271.
AuCS-SO	Automatic Cleaning System Accessory for ice machine S-300, S-322, S-422, S-1470C, S-1870C, S-2170C, and IB series. Not available with flake or nugget ice machines. This option is installed on the outside of the machine and works in conjunction with cleaner and sanitizer bottle numbers 94-0546-3 and 94-0565-3. Installed outside of machine, but electrical is supplied from the machine. When ordering indicate electrical requirements; 115 volt 60 Hz – AuCS-SO-161, and 230 volt 50/60 Hz – AuCS-SO-271.

Note: AuCS Automatic Cleaning System cannot be used with flake and nugget ice machines.



AuCS-SO

REPLACEMENT CLEANER or SANITIZER for Cubers Only (through Parts Dept.)	
94-0546-3 94-0565-3	Bottle replacements for AuCS-A and AuCS-SO Cleaner: 16 oz. bottle (sold in case of 12) Sanitizer: 16 oz. bottle (sold in case of 12)
40-1326-3 40-1327-3	Bottle replacements for AuCS-SI Cleaner: 16 oz. bottle (sold in case of 12) Sanitizer: 16 oz. bottle (sold in case of 12)
94-0580-3 94-0581-3	Refills for all AuCS Systems Cleaner: one gallon container (sold in case of 4) Sanitizer: one gallon container (sold in case of 4)

Note: The cleaning and sanitizing fluids are the same chemistry for all AuCS systems. The bottles used with the AuCS-SI are custom to the machine. The gallon bottles can be used for refills on any system.

REPLACEMENT CLEANER/SANITIZER FOR SM-50 & SN SERIES (THROUGH PARTS DEPARTMENT)	
	DESCRIPTION
00000084	Cleaner for SM-50 & SN Series ice machines - 16 oz. bottles (sold in case of 12)
94-0565-3	Sanitizer: 16 oz. bottle (sold in case of 12)

ACCESSORIES

Refer to separate Accessory List Price Schedule for list prices and shipping weights



GUARDIAN®	
MODEL	DESCRIPTION
GS1200	Slime inhibitor system for use with Q, IB, J, or B-Model Manitowoc ice machines. Includes one sachet with screws. Not for use with S-Series ice machines. Not for use with nugget and flake ice machines
REPLACEMENT SACHET	
K-00206	200 gram Ice Sentry sachet refill—sold to distributor in masterpack of 6. Sachet refills come standard with sachet basket and two thumb screws. Used in Q and S-Series ice machines. Cannot be used with nugget, flaker and undercounter units.



ARCTIC PURE – WATER FILTER	
KIT	DESCRIPTION
AR-PRE	Pre-filter assembly includes head, shroud, hardware, mounting assembly, and one filter cartridge. Use on all Manitowoc machines.
AR-10000	Primary filter assembly, includes head, shroud, hardware, mounting assembly, and one filter cartridge. See below for sizing guide.
AR-20000	Primary filter assembly includes head, shroud, hardware, mounting assembly, and one filter cartridge. See below for sizing guide.
AR-40000	Primary filter assembly, includes head, shroud, hardware, mounting assembly, and two filter cartridges. See below for sizing guide.
Note: AR-PRE, AR-10000 and AR-20000 sold in master packs of six. AR-40000 sold individually.	
REPLACEMENT FILTER CARTRIDGES	
K-00374	AR-2800 replacement (sold in case of 12). Used with SM-50.
K-00337	AR-PRE replacement (sold in case of 12)
K-00338	AR-10000 replacement (sold in case of 12)
K-00339	AR-20000/40000 replacement (sold in case of 6)
K-00344	Bin bracket for Arctic Pure water filter
K-00173	Tri-L Pre-filter (sold in case of 12)
K-00174	Tri-L Primary filter (sold in case of 12)

ACCESSORIES

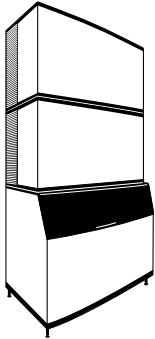
SIZING GUIDE									
Ice Machine	Model				Ice Machine	Model			
	AR-PRE	AR-10000	AR-20000	AR-40000		AR-PRE	AR-10000	AR-20000	AR-40000
QM30	•	•			IB-600	•	•		
QM45	•	•			IB-800	•		•	
Q-130	•	•			IB-1000	•		•	
Q-210	•	•			QF-400	•	•		
Q-270	•	•			QC-700	•	•		
S-300	•	•			QF-800	•	•		
S-322	•	•			SN-12/20	•	•		
S-422	•	•			SN-450	•	•		
S-450	•	•			SN-650	•	•		
S-500	•	•			SN-950	•	•		
S-600	•	•			SN-1250	•			•
S-850	•		•		SF-400	•	•		
S-1000	•		•		SF-600	•	•		
S-1200	•			•	SF-900	•	•		
S-1400	•			•	SF-1200	•			•
S-1600	•			•					
S-1800	•			•					
S-1470C	•			•					
S-1870C	•			•					
S-2170C	•			•					



DRAIN PUMP	
MODEL	DESCRIPTION
K-00376	Drain Pump for SM-50A. Used where gravity drain not available. 12' rise and 100' run maximum.



ICE SCOOP (THROUGH PARTS DEPARTMENT)	
MODEL	DESCRIPTION
3302583	6 oz. clear scoop for QM Series (each)
3302603	32 oz. white scoop (each) (Used for B-170 and Q-Series undercounter units.)
3302593	82 oz. white scoop (each) (Used for ice bin B-320 and up.)



STACKING KITS	
KIT	COMBINATIONS¹
K-00143	Q-1300/Q-1800 Stackable on a Q-1300/Q-1800 Stackable
K-00216	Stacking 230V Relay Assembly - shuts off upper machine when lower machine senses a full bin.

¹When stacking a Q-Model with a J-Model, the Q-Model

²Cannot stack (2) Q-280. When stacking a Q-280 to another Manitowoc ice machine model, the Q-280 must be the top unit.

NOTE: S-Series ice machines are NOT stackable.

Spec sheets available online at www.manitowocice.com.
Follow the "Products" tab.



High quality, innovative solutions that fulfill all your "cold-side" needs.
Manitowoc Foodservice is comprised of eight brand names.
For beverage products – Servend, Multiplex, and McCann's;
for ice products – Manitowoc Ice;
and for refrigeration products – Kolpak, McCall, Harford and Koolaire.
Visit us today at www.manitowocfsg.com

Manitowoc

4128F ©2008 Manitowoc 5/08

In accordance with our policy of continuous product development and improvement, the information and prices listed are subject to change at any time without notice.



MANITOWOC ICE
2110 South 26th Street, P.O. Box 1720
Manitowoc, WI 54221-1720, USA
Ph: 920-682-0161 • Fax: 920-683-7589
Visit us online at www.manitowocice.com

